

Do the Math Facts Mad Dash:

Bring math facts onto the playground and into homes.



The Dash is a relay race with math facts

No cost. No class time. No paperwork.



Bring practice into the home. Raise parent AI: Awareness and Involvement

Many years ago, Greek soldiers used the Trojan Horse to get past the gates of Troy.

The Dash gets math facts into homes and gets parents involved.

The Dash adds movement, fitness, and fun to learning math facts.

Children do the Dash at home, with a parent, a sibling, a friend, or on their own.

Children do the Dash on the playground. They are part of team. They work together.

Movement brings oxygen and blood to the brain.

Children have two ways to get better: Run faster. Learn facts.

An app makes it easy for parents to encourage children. It's free for a limited time.

Children practice on their own. Parents watch them answer on the app. It takes less than a minute.

When parents pay attention, children practice more, and with more effort.

When parents do the Dash with their children, everyone wins!

Contents

For Teachers	Page 2
For Parent Volunteers	Pages 3-4
Send the Dash Home	Page 5
More Dashes for Fun and Motivation	Page 6
Progress Reports	Page 7
Master Math Facts in Five Minutes a Week.....	Pages 8-9




*The Dash gives
children clear,
attainable goals.*



*Home practice
leads to success.*



Teachers



- ☆ Students learn math facts at home.
- ☆ Parents aware and involved.
- ☆ Teachers: Less time on facts. More time teaching math.

1) Recruit parent volunteers. They do the Dash at home with their children.

Parent volunteers get familiar with the app and the Dash format.
Then they demo the Dash for your class, and run a Dash station at recess.

2) Create teams of four. Choose facts.

Being part of a team motivates children to practice, and to help their teammates.
It's OK to have three on a team.
We suggest starting with a small, attainable set of facts.
The app has ready-made lists. Choose 2s, 3s, 4s, etc.

3) Your first Dash

Send home page five.
Parents watch their children and do the Dash with them.

4) Designate two teams to do the Dash on Friday.

Teams race with each other, and/or with teams from other classes.
This can take place during recess, or right after. It takes minutes.
Each week choose two teams to do the Dash.
See page six for more Dash activities.

5) Race with colleagues. Challenge your students.

After you watch students race on Fridays, challenge the winners.
Get three of your colleagues to join you. It's a wonderful way to model fitness and practice.

If you have questions, contact Mitch.

Mitch is a retired teacher. He has a post-graduate degree in Instructional Design.
He helped create the app and the Dash. mitchell@studysmart.com




*Alone, we can do
so little;
Together, we can
do so much.*

Helen Keller

*The strength of the team is each individual.
The strength of each member is the team.*

Phil Jackson
Coach of the Chicago Bull and LA Lakers






Be a Hero!

Bring the Math Facts Mad Dash to your children's school.



Every teacher wants two things:

- 1) Children to learn math facts at home.
 - 2) Parents to be aware and involved.
- You can help make both happen.



The Dash is a relay race with math facts.

Get the app. It's free at studysmart.com. Do the Dash.

Choose a list. Select the options and mark a starting line.

Get familiar with the app. Create your own lists. It's easy.

If you have questions, see the manual at studysmart.com or ask Mitch*.

Watch your children do the Dash. Do it with them.

Share the Dash with your children's class.

Ask the teacher if you can demo the Dash in the classroom.

Set up a Dash station at recess.

Share the Dash with a parent volunteer in another classroom.

Race their class at the end of the week. This adds fun and gives children incentive to help each other.

* Mitch is a retired teacher. He has a post-graduate degree in Instructional Design.

He helped create the app and the Dash. mitchell@studysmart.com

Options

Multiple Choice: On

Speed Mode: On

Timer: Off

Practice Mode: On

Running the Math Facts Mad Dash Station

Choose a List

- Tap on Change List
- Select a list.

Create a List

- Tap on Change List
- Tap ADD
- Name List
- Tap on Facts
- Tap SAVE

Mult 8s

Sarah

Change
List

Change
User

Start

Choose facts. Name your list.

3×2

4×2

5×2

6×2

3×3

4×3

5×3

6×3

3×4

4×4

5×4

6×4

3×5

4×5

5×5

6×5

3×6

4×6

5×6

6×6

3×7

4×7

5×7

6×7

3×8

4×8

5×8

6×8

3×9

4×9

5×9

6×9

Options

Multiple Choice: On
Speed Mode: On
Timer: Off
Practice Mode: On

Sound: If on, you hear the fact, and sound effects when correct.

Multiple Choice: If on, the user taps on the answer.
If off, the user enters the answer.

Speed Mode: If on, when the user is correct, the next fact appears.
If off, a correct screen appears when correct.

Practice Mode: If on, missed facts appear again in the session.
Teams are done when they have correctly answered every fact.

Total time: The total time is listed in the Progress Report which appears after answering the final fact.

Penalty for leaving early: If a player passes the starting line before the returning player crosses the line, add a ten second penalty to the team's time.

If you want to enter names, tap on Change User.
Add the names of the students or their team name.

See the complete app manual at studysmart.com.






The Math Facts Mad Dash

Encourage your children to learn on their own.

Encourage comes from the Old French word *encoragier*, meaning “make strong.”



The Dash is a relay race with math facts.

Children practice alone and with their team.

They race against other teams.

They are learning math facts and teamwork.



A home practice routine will help children succeed in school for years to come.

The Dash is a fun way to get them started. Two ways parents can help:

1) Watch your children answer facts once a week. This takes less than two minutes.

2) After your children learn their facts, do the Dash with them.

Get the app that was made for the Dash. It's free for a limited time.

Children use the app to practice. The app makes it easy to watch children answer facts.

Get the free app, flashcards and guides at studysmart.com.



The Dash gives children clear, attainable goals.

Get Started

- 1) Enter your name.
- 2) Choose the list.
- 3) Select options.

Options

Speed Mode: On
Multiple Choice: On
Time to Answer: Off
Practice Mode: On



Home practice leads to success.

See the manual at studysmart.com

Print the guide, *Master Math Facts in Five Minutes a Day*

Name of child: _____ List: _____

Parents: Please check the boxes and sign.

I watched my child answer math facts. ☐ Yes ☐ No

I did the Dash with my child. ☐ Yes ☐ No

☐ I can help run the Dash Station at recess. My best day(s): _____

Parent Signature: _____

More Dashes Add More Fun and Motivation



In your classroom: An ideal transition activity.

Choose two students, or a team.

If children are absent, take their place. Your students will love it.

Option: Post a class Leaderboard. Record their time if they get 100%.



Students vs Teachers

Recruit teachers/staff. Race against the team with the best time.

Invite the principal, the custodian, or the secretary to be on the teacher's team.



School vs School: Challenge a class from a near by school

Recruit a parent volunteer to drive the team of four, or play host to the other class.

Same format as Class vs Class. Students will practice more to be on the school team.

Do the Dash on Zoom. First one team goes, then the other. Compare times.



After School Exhibition Dashes with Special Guests

Do this Dash during after-school events like class plays or parent conferences.

Children do the Dash with a parent, grandparent, or sibling.

Ask parent volunteers to run the station.



A Summer to Remember: This could change everything!

The Dash is a way to bring math facts practice into the home.

What if students continued to do the Dash over summer vacation?

Instead of forgetting facts over the break, they would learn them better than ever!

See the Teacher's Guide at studysmart.com.

Progress Report Name: _____ Date: _____

Students Which facts/lists did you practice?: _____

Place a check mark by the day, after you practice.

☐ Monday ☐ Tuesday ☐ Wednesday ☐ Thursday ☐ Friday ☐ Saturday ☐ Sunday

Parents: Please check the boxes and sign.

I watched my child answer math facts. ☐ Yes ☐ No I did the Dash with my child. ☐ Yes ☐ No

Parent Signature: _____

Print charts and the guide, *Master Math Facts in Five Minutes a Day* at studysmart.com.

Progress Report Name: _____ Date: _____

Students Which facts/lists did you practice?: _____

Place a check mark by the day, after you practice.

☐ Monday ☐ Tuesday ☐ Wednesday ☐ Thursday ☐ Friday ☐ Saturday ☐ Sunday

Parents: Please check the boxes and sign.

I watched my child answer math facts. ☐ Yes ☐ No I did the Dash with my child. ☐ Yes ☐ No

Parent Signature: _____

Print charts and the guide, *Master Math Facts in Five Minutes a Day* at studysmart.com.

Progress Report Name: _____ Date: _____

Students Which facts/lists did you practice?: _____

Place a check mark by the day, after you practice.

☐ Monday ☐ Tuesday ☐ Wednesday ☐ Thursday ☐ Friday ☐ Saturday ☐ Sunday

Parents: Please check the boxes and sign.

I watched my child answer math facts. ☐ Yes ☐ No I did the Dash with my child. ☐ Yes ☐ No

Parent Signature: _____

Print charts and the guide, *Master Math Facts in Five Minutes a Day* at studysmart.com.